



## HEAVY DUTY. TWIN SHAFT. HIGH-TORQUE. MAXIMUM PRODUCTIVITY.

Engineered rugged and tough from the inside out, Badger shredders reduce larger abrasive materials than any crusher in its class with more efficiency and throughput. Designed with exclusive reconfigurable shaft blades, the Badger provides versatility that no other crusher can match. Its high-torque, low-speed shaft design can be configured to shred whatever your job demands. And, it shreds with less noise pollution and dust than ever before.

The Badger's proven performance shreds large abrasive materials so effectively that it eliminates the need for hydraulic pre-processors in your recycling footprint, producing a measurable reduction in cost and equipment. The next time you have a tough job, bring in the Badger - a streamlined, powerful, and highly-reliable job site companion.



PRIMARY REDUCER



PREFEEDER REDUCER



## MATERIAL VERSATILITY »

The Badger twin shaft, slow speed, high torque shredding machine represents a new evolution in recycling. By incorporating innovative new-to-market features and benefits, Badger has the versatility to shred more types and sizes of materials than anyone else.



**ROAD BASE WITH REBAR**



**TIRES**



**DEBRIS & GREEN WASTE**



**SCRAP METAL**



**LANDFILL GARBAGE REDUCTION**



**DEMOILION MATERIALS**



### FIELD TESTED

BADGERS ARE TESTED AND PROVEN IN REAL-WORLD CONDITIONS AND HARSH EXTREMES.



### DURABILITY & RELIABILITY

ENGINEERED TO PROVIDE UNMATCHED SHREDDING PERFORMANCE YOUR JOBSITE CAN RELY ON.



### IMPROVED ENGINEERING

MANUFACTURED IN THE USA TO DELIVER SUPERIOR PRODUCTION ADVANTAGES & GREATER ROI.



### SMART TECHNOLOGY

CHANGING THE WAY THE INDUSTRY APPLIES HEAVY EQUIPMENT TECHNOLOGY - FROM EFFICIENCY TO SAFETY.



## HYDRAULIC POWER SYSTEM

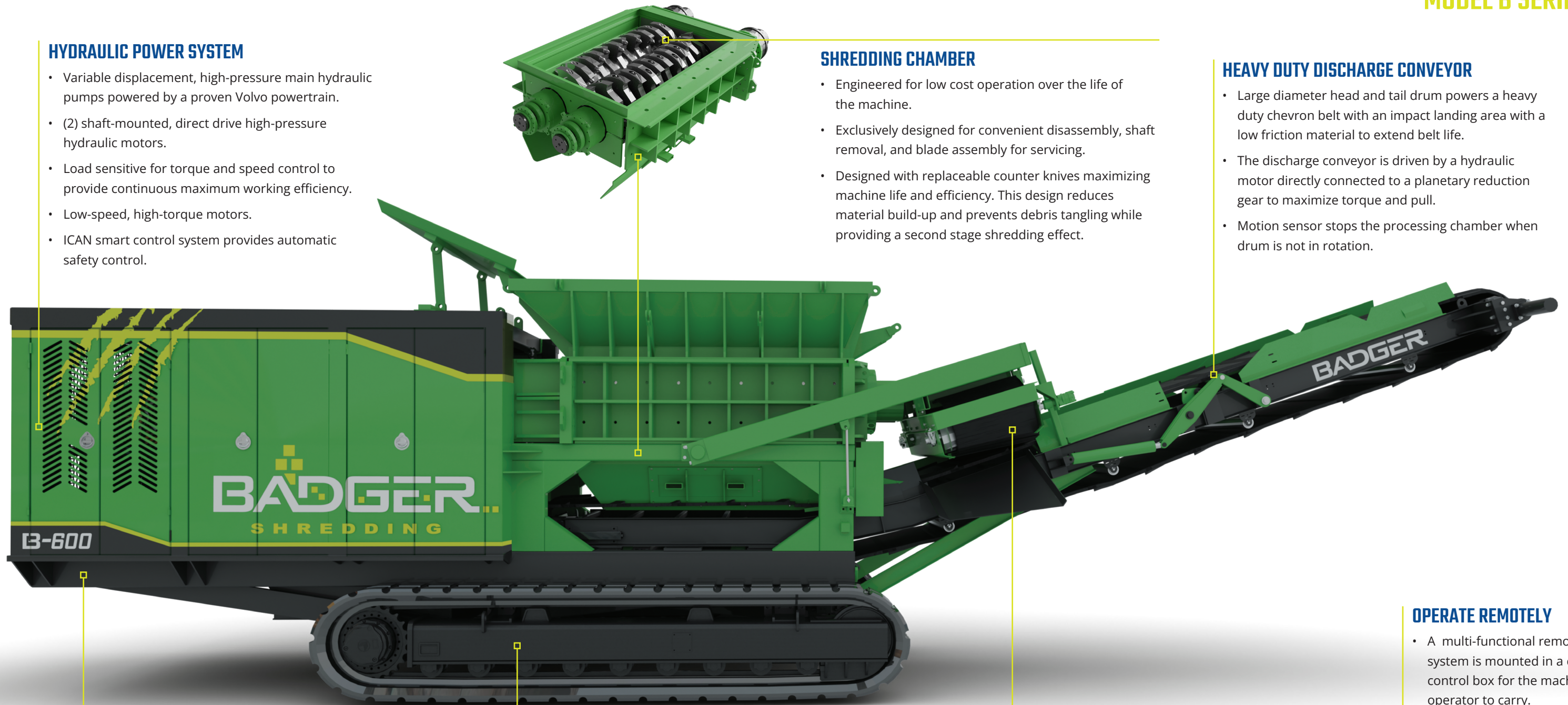
- Variable displacement, high-pressure main hydraulic pumps powered by a proven Volvo powertrain.
- (2) shaft-mounted, direct drive high-pressure hydraulic motors.
- Load sensitive for torque and speed control to provide continuous maximum working efficiency.
- Low-speed, high-torque motors.
- ICAN smart control system provides automatic safety control.

## SHREDDING CHAMBER

- Engineered for low cost operation over the life of the machine.
- Exclusively designed for convenient disassembly, shaft removal, and blade assembly for servicing.
- Designed with replaceable counter knives maximizing machine life and efficiency. This design reduces material build-up and prevents debris tangling while providing a second stage shredding effect.

## HEAVY DUTY DISCHARGE CONVEYOR

- Large diameter head and tail drum powers a heavy duty chevron belt with an impact landing area with a low friction material to extend belt life.
- The discharge conveyor is driven by a hydraulic motor directly connected to a planetary reduction gear to maximize torque and pull.
- Motion sensor stops the processing chamber when drum is not in rotation.



## MACHINE MAIN FRAME

- Extremely durable - fabricated from high-strength steel, structural tubing, plate, and channel sections.

## TRACK SYSTEM

- High-quality assembly mounted to a planetary gear reducer.
- Provides a 1 mile per hour travel speed with a 20% to 30% grade ability.

## PERMANENT SELF-CLEANING MAGNET SYSTEM

- Available with a permanent self-cleaning high-strength magnet to remove steel (or ferrous) material from the debris.
- Belt direction can be set to right- or left-side discharge.
- Magnet height is adjusted vertically for the most efficient pick-up and removal of steel scrap.

## OPERATE REMOTELY

- A multi-functional remote control system is mounted in a compact control box for the machine operator to carry.
- The remote control can be used by the ground control person or by the in-feed excavator operator.



LEARN MORE

» SEE THE BADGER IN ACTION

# ONE MACHINE, MANY MISSIONS

## REPLACEABLE BLADES AND BITS




### A BETTER SHRED

The shaft assemblies on a Badger rotate in opposite directions processing the material through them. The opposing blades have a precise clearance which creates a highly-effective rotary shear effect. This exclusive design shears material more efficiently as opposed to tearing it.

### UNMATCHED BLADE VERSATILITY

Badger pioneered the ability for operators to replace or reconfigure their blade shafts for any shredding need. Unlike conventional crushers, the Badger's shaft assemblies can be dismantled and reconfigured on the jobsite or at the shop to accommodate any shredding need, job by job. No welding, no grinding.


Custom interchangeable helix angles between the blades provides exclusive shred options unique to the Badger shredding system.



### NO WELDS TO COMPROMISE OR BREAK

Blades are fabricated from heavy-duty high-strength steel and are individually mounted to the shafts. Replaceable wear parts are easily changed, prolonging the life of the shredding blades.

A weldless hexagonal shape to fit the shaft and provide the ultimate positive drive and strength.



### KEY EQUIPMENT CONFIGURATIONS



ELECTRIC



DIESEL



STATIONARY



MOBILE



400HP



600HP





## WARRANTY & TRAINING »

All components used in the manufacture and fabrication of the Badger slow speed shredder have been selected for their reputation of quality and aftermarket supply availability. Should you encounter an issue with your Badger, a (12) month / 1,000 hour limited warranty is provided. For complete warranty details, please visit our website.

Upon delivery, a factory technician will arrive on-site providing operation and maintenance demonstrations.

A parts and consumables guide will also be provided. The guide will outline important parts to keep on hand to maintain optimal running efficiency and uptime.



Office: 920.487.8035 | Sales: 941.268.1370  
info@BadgerShredding.com | badgershredding.com  
1101 Perry St, Algoma, WI 54201-1635



PROUDLY DESIGNED &  
MANUFACTURED IN THE U.S.A.